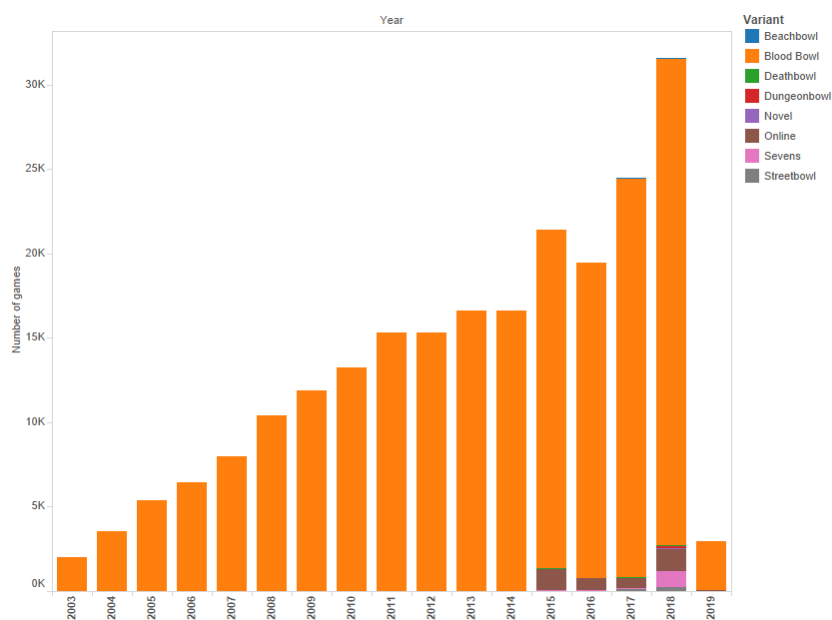


## The NAF Report – 2018

2018 was a good year for Blood Bowl, as ever, so deserves some good statistical analysis! For those not familiar to NAF tournaments, the clear majority of them are “resurrection”, where players come back in between games. Some are progression, where players get more skills as the tournament go on, and some have exactly the same team in each game. The odd one has fewer skills from one game to the next, as the players get old!

Team values are generally between 110 and 130, and inducements can usually be included as part of this, though exactly which inducements are used varies. For full details, obviously see thenaf.net.

All the analysis has been done using the database of NAF games, which can be found at member.thenaf.net. I’ve downloaded the data and processed it in Tableau, and you can find interactive views of a load of these charts at <https://public.tableau.com/profile/mike.sann0638.davies#!/>

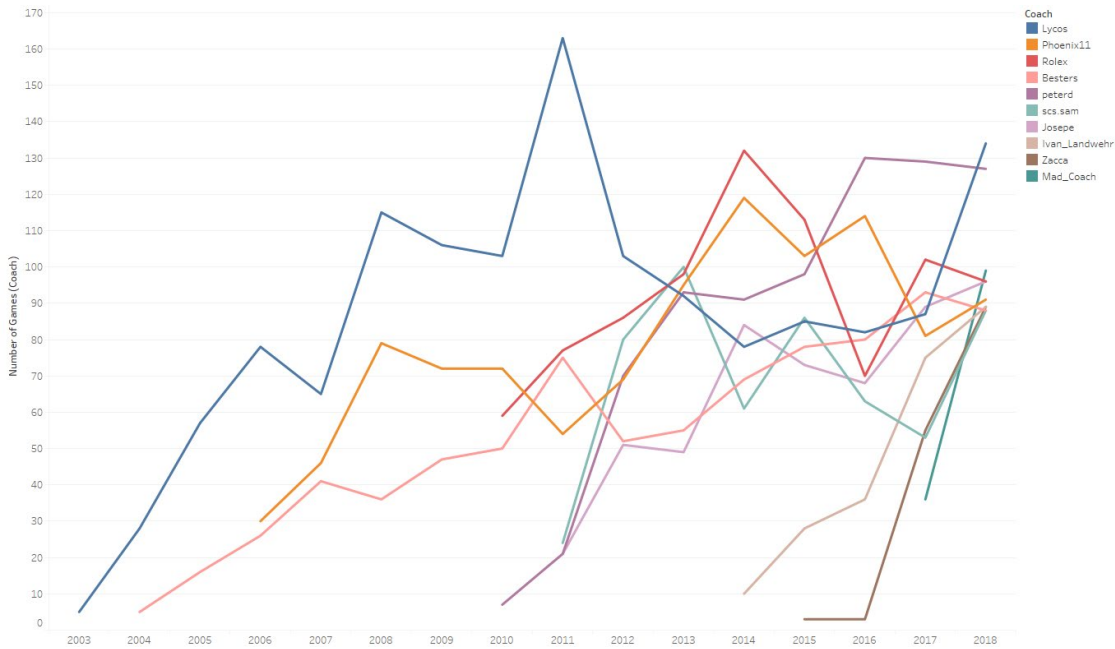


Starting with quantity, 2018 surpassed every other year for games played. This was partially boosted by the rise of sevens as a variant, and the regular NAF Fumbbl tournaments, which continue to be popular. It will be very surprising if 2019 does not continue the rise, especially with over 5000 games being played in one weekend in October in Dornbirn.

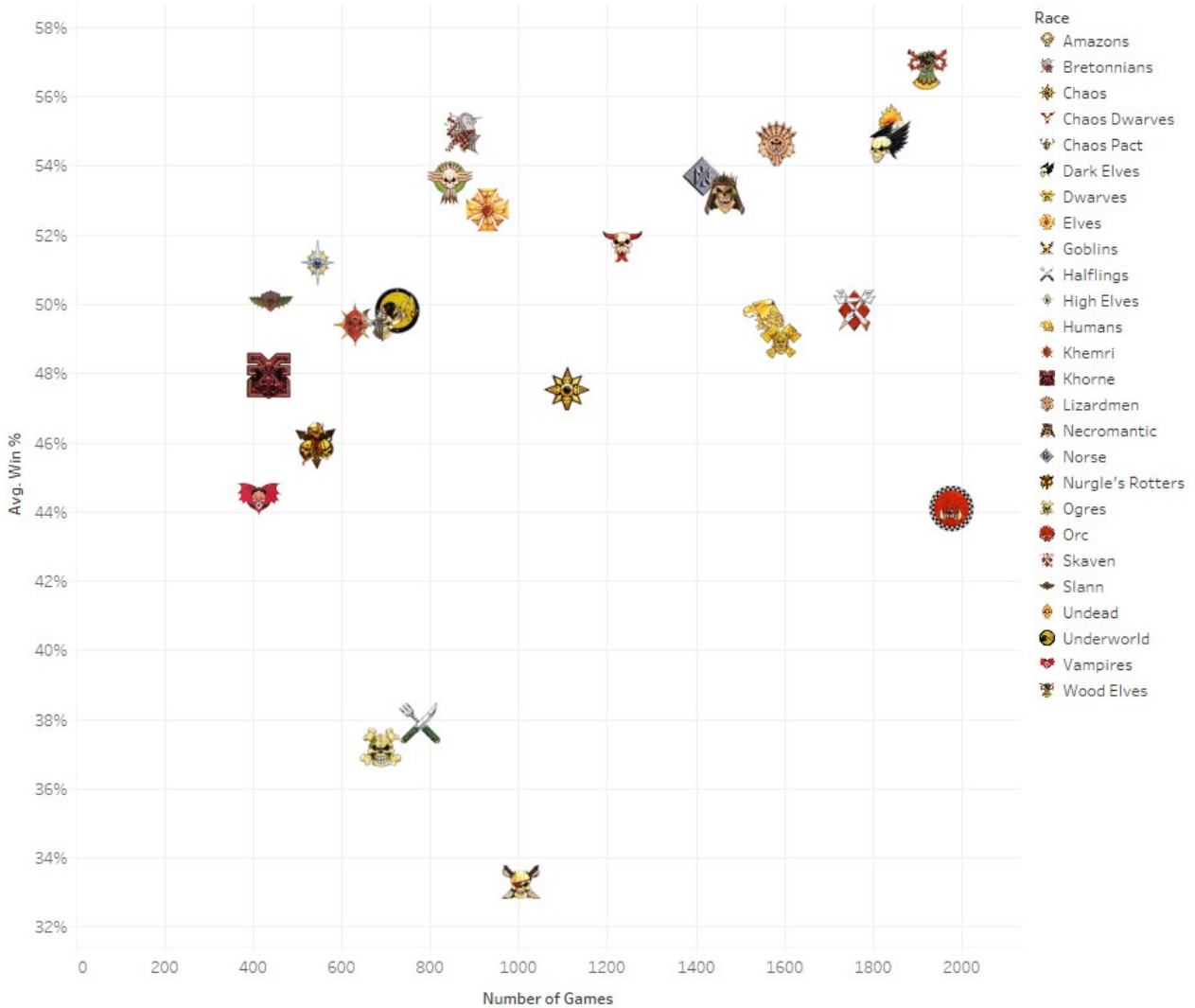
The biggest contributors to the rise are shown in the table above – the top 32 (nice number) of games played in 2018, not including variants. Most of these are BB stalwarts over many years, who are frequently in the top 10 of games played, though there are a few super-keen new players such as thor87 and fatboyslimming.

The graph at the top of p2 shows how many games the current top 10 of games played have played over the life of the NAF.

		Date
		2018
1	Lycos	134
2	peterd	127
3	Mad_Coach	99
4	Josepe	96
5	Rolex	96
6	Phoenix11	91
7	Ivan_Landwehr	89
8	Zacca	89
9	Besters	88
10	scs.sam	88
11	thor87	88
12	Clement0	87
13	Helborg	87
14	Yena	87
15	smilzo	85
16	Panzer68	84
17	Purplegoo	84
18	rotersternhochdahl	84
19	yoxcoco	84
20	FatboySlimming	83
21	Jazmin	83
22	Menzogna	83
23	Joemanji	82
24	PanicoBlack	81
25	kfoged	81
26	obsidian	81
27	Owen86	80
28	serafino	79
29	arioso	77
30	Barbossa	76
31	Dadayou	76
32	Pilaf	76



On to results, and it was the first year that Khorne and Bretonnian results could be entered into the database, following the vote in 2017. Brets were in Tier 1 in most tournaments through the year, and this is reflected in them having the second highest win ratio (55%) after wood elves (57%).



Khorne were only half as popular, though still more popular than Vampires, and justified their tier 2 status with a win ratio of around 48%.

Orcs were the most popular team, possibly because of them being in the box, and generally easy to convert as well. Their win ratio was down at 44%, again possibly because of their popularity with new players. The average NAF ranking of players using Orcs was below 150, and this was only also true for Goblin and Halfling coaches, who are notorious for playing these races a lot (and losing a lot with them!).

### Top Tournaments

Size wise, Eurobowl was the biggest, as per usual, as almost 400 coaches gathered in Cardiff (when combined with EurOpen for the annual awarding of the prize to England. At least that won't have to happen in 2019!

Team tournaments continue to dominate the largest, with only Spain's Reva bowl and the NAF Championship being individual among the largest tournaments.

In team tournaments, you and a group of fellow coaches compete against another group, and usually you win or lose a particular round depending on how many of the games your group wins, so you might win a round 2.5 – 1.5 if you win 2 games, draw one and lose one. They're lots of fun, basically!

The USA topped the charts for the number of tournaments in a country, but only Chaos Cup and Orclahoma Bowl had 60 or more coaches taking part.

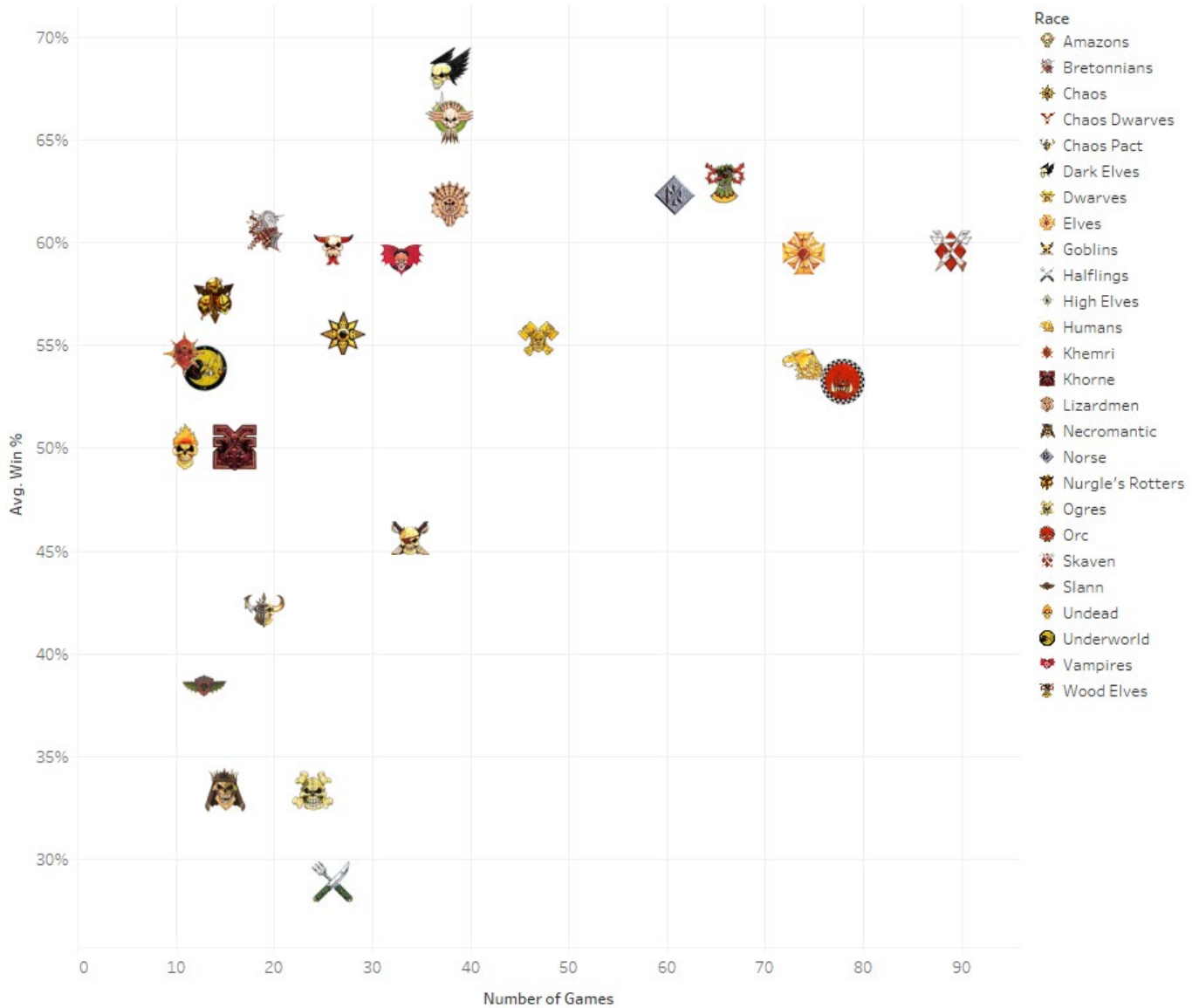
The Online tournaments are below – most of these had a physical prize of some sort, usually free entry to the tournament that the online tournament was named after.

Tournament	Country	
Euro Open Wales 2018	United Kingdom	210
Lutece Bowl XIV	France	205
NAF Championship 2018	United Kingdom	193
REVA X	Spain	189
Euro Bowl Wales 2018	United Kingdom	176
TILEAN TEAM CUP SIX PISTOL EDI..	Italy	170
UK Team Challenge IV	United Kingdom	162
III Bilbali Teams Cup. Memorial Ai..	Spain	128
Por un puñado de loners	Spain	120
V Hispania	Spain	112
Chaos Cup 2018	United States	108
Triple Skull Team Cup 2018 " Sym..	Italy	102
The XV Dungeonbowl 2018	Germany	96
German Team Bowl 2018	Germany	88
Coupe de la déchéance VII	France	79
Fantasy Bowl Winter Cup 2018	Poland	79
Waterbowl 13	United Kingdom	78
MorcillaCup	Spain	72
Coupe des Voraces	France	69
VI Quixote Bowl	Spain	69
3 MEZQUITA BOWL	Spain	68
VII Desert Trophy	Spain	68
Thrudball 2018	United Kingdom	62
Ain Pact XIII	France	61
MañoBowl Reborn 2018	Spain	61
Alsabowl VII	France	60
Bowl des Korrigans IX	France	60
Orclahoma Bowl VII 2018	United States	60
RUGBOWL 14e édition	France	60

Tournament	Country	
Fumbbl Europen 2018	United Kingdom	126
Fumbbl Nafifa 2018	France	91
Fumbbl Welsh Open 2018	United States	74
Road to NAFC 2018	United Kingdom	73
Fumbbl Danish Open 2018	Denmark	63
Fumbbl Dungeonbowl 2018	Germany	63

## Sevens

2018 was the first full year of variants being entered into the database (those from previous years had to be adjusted afterwards), and there was a big rise in sevens play. The big differences between 7s and 11s in my opinion are the lack of rerolls and the lack of a line of scrimmage clash. The success graph for sevens only shows the big popularity of Skaven, with gutter runners able to score almost at will. Necromantic are the big switcher here from the 11s game, being both unpopular and unsuccessful when they are taken.



## Ongoing Statistics

For more Blood Bowl statistical goodness, updated on a monthly basis, have a look at the Tableau Public links, and get in touch if there is anything from the NAF database that you would like to see.

Happy Blood Bowling!